

**THE FUTURE IS ON**



# **Industrial Wiring Devices for the Health Care Industry**

**Serving Specifiers Within  
All Segments of the Health  
and Personal Care Industries**



HOSPITAL GRADE		TAMPER-RESISTANT		POWER INDICATION	
<p><b>PAGES 6 - 7</b></p>  <p><b>8300-R</b></p> <ul style="list-style-type: none"> <li>Hospital Grade</li> <li>15-20 Amp Duplex and Single Configurations</li> <li>Interlocking Thermoplastic Nylon Cover &amp; Body</li> <li>Permanent "Green Dot" Marked on Face</li> <li>Nickel-Plated Brass Strap with Integral Ground Contacts</li> <li>Back &amp; Side Wired Ground Termination</li> </ul>	<p><b>PAGE 6</b></p>  <p><b>8300-SGI</b></p> <ul style="list-style-type: none"> <li>Hospital Grade</li> <li>15 Amp Version has a Nickel-Plated Steel Strap</li> <li>20 Amp Version has a Nickel-Plated Brass Strap and a 1-Piece Mounting Strap/Grounding System</li> <li>Mechanical Safety Shutters</li> <li>Interlocking Thermoplastic Cover &amp; Body</li> <li>Approved for Emergency Circuits and Pediatric/Psychiatric Care Areas</li> </ul>	<p><b>PAGE 6, 8, 9</b></p>  <p><b>8300-PLW</b></p> <ul style="list-style-type: none"> <li>Hospital Grade</li> <li>15-20 Amp Configurations</li> <li>100,000 Hr. Green LED Power Status Indicator</li> <li>Permanent "Green Dot" Lens</li> <li>Suitable for Critical Care Areas and Emergency Circuits</li> <li>Nickel-Plated Brass Strap with Integral Ground Contacts</li> <li>Full Illuminated Face Also Available</li> </ul>			
FOUR-IN-ONE		SMARTLOCKPRO® GFCI		PLUGS & CONNECTORS	
<p><b>PAGES 5 &amp; 7</b></p>  <p><b>8490-IGG</b></p> <ul style="list-style-type: none"> <li>Hospital Grade</li> <li>15-20 Amp Configurations</li> <li>Hospital, Surge and IG Versions</li> <li>Thermoplastic Nylon Face and Body</li> <li>Universal Mounting</li> </ul>	<p><b>PAGES 8 &amp; 9</b></p>  <p><b>7899-HGA</b></p> <ul style="list-style-type: none"> <li>Hospital Grade</li> <li>15-20 Amp Duplex Configurations</li> <li>Back &amp; Side Wired</li> <li>LED Status Indicator</li> <li>Prevents Reset if Protective Function is Compromised</li> <li>Prevents Reset in Case of Line-Load Reverse Wiring</li> <li>Meets New UL GFCI Requirements, Effective 2006</li> </ul>	<p><b>PAGES 12 - 14</b></p>  <p><b>8319-C</b> <b>8215-C</b></p> <ul style="list-style-type: none"> <li>Hospital Grade 15 &amp; 20 Amp Straight &amp; Angle Devices</li> <li>HG Power Indication Plugs &amp; Connectors</li> <li>20 Amp Hospital Grade Power Interrupting Devices</li> <li>15-60 Amp NEMA &amp; Non-NEMA Straight Blade Devices</li> <li>15-30 Amp NEMA &amp; Non-NEMA Locking Devices</li> </ul>			
SURGE PROTECTION		SURGE STRIPS		SURGE PANELS	
<p><b>PAGE 10</b></p>  <p><b>8280-IGB</b></p> <ul style="list-style-type: none"> <li>Hospital Grade 15-20 Amp Duplex &amp; Single Configurations</li> <li>Surge &amp; IG Versions</li> <li>Audible and Visual Protection Status Alarms</li> <li>Back &amp; Side Wired</li> <li>Thermoplastic Nylon Cover &amp; Body</li> </ul>	<p><b>PAGE 11</b></p>  <p><b>5300-HT2</b></p> <ul style="list-style-type: none"> <li>Six Outlet, 6' Cord with Hospital Grade Plug &amp; Receptacles</li> <li>No Switch Provided – Power is Always ON to Avoid Accidental Shutdown</li> <li>Three-Mode Protection with Leakage Current Below 100 Microamps</li> <li>Tamper Resistant Receptacles</li> </ul>	<p><b>PAGES 15 - 19</b></p>  <p><b>74120-7M3</b></p> <ul style="list-style-type: none"> <li>Protection at Facility Service Entrance</li> <li>Advanced Diagnostics for Monitoring Trends in Surge Events on LCD Display</li> <li>Models Available for Generator Transfer Switch, Panelboard and Dedicated Equipment Applications</li> </ul>			
OCCUPANCY SENSORS					
SWITCH MOUNT		CEILING MOUNT		WALL MOUNT	
<p><b>PAGE 20 - 21</b></p>  <p><b>OSSNL-IDW</b></p> <ul style="list-style-type: none"> <li>Available with Infrared and Adaptive Infrared Technologies</li> <li>Ambient Light Override Feature</li> <li>Single Unit Operates On 120 or 277V and Can Handle Incandescent or Fluorescent Loads</li> <li>Single &amp; Dual Relay Options</li> <li>Device Fits Standard Switch Boxes &amp; Utilizes Decora® Wallplate</li> </ul>	<p><b>PAGES 20 - 21</b></p>  <p><b>OSC20-MOW</b></p> <ul style="list-style-type: none"> <li>Infrared, Ultrasonic &amp; Multi-Technology Units</li> <li>Individual Units Cover 180 &amp; 360 Degrees, Up to 2000 Square Feet</li> <li>Ambient Light Override Feature</li> <li>Self-Contained Units for 120 or 277V Circuits</li> <li>Ultrasonic &amp; Multi-Technology Units Require Separate Power Pack</li> <li>Cage Available for High Abuse Areas</li> </ul>	<p><b>PAGES 20 - 21</b></p>  <p><b>OSW12-MOW</b></p> <ul style="list-style-type: none"> <li>Available Technologies Include Infrared, Ultrasonic &amp; Multi-Technology</li> <li>Individual Units Cover 110 and 360 degrees, up to 2500 square feet</li> <li>Ambient Light Override Feature</li> <li>Ultrasonic &amp; Multi-Technology Units Require Separate Power Pack</li> <li>Infrared High-Bay Version Available with Secondary Relay Option</li> </ul>			

1. *What are the requirements for receptacles in General Care Patient Bed Locations?*

■ NEC Article 517.18 (B)

- ✓ Must be hospital grade and have a permanent means of identification.
- ✓ Must have a minimum of four receptacle outlets.

2. *What are the requirements for receptacles in Pediatric Locations?*

■ NEC Article 517.18 (C)

- ✓ Must be hospital grade and have a permanent means of identification.
- ✓ Must be listed as Tamper-Resistant.



3. *What are the requirements for receptacles in Critical Care Patient Bed locations?*

■ NEC Article 517.19 (B)(1)

- ✓ Must be identified as hospital grade with a permanent indicator.
- ✓ Must have a minimum of six receptacle outlets.

4. *True or False: Receptacles supplied by the emergency power system shall have distinctive color or marking as to be readily identifiable.*

True.

■ NEC Article 517.41 (E) and NFPA 99, 3-5.2.2.4

- ✓ Requires receptacles on the emergency circuit to be readily identified.
- ✓ Device color or wallplate ID.



5. *What are the requirements for receptacles and fixed equipment installed in wet locations?*

■ NEC Article 517.20 (A)

- ✓ All receptacles and fixed equipment within the area of the wet location shall have ground-fault circuit-interrupter protection for personnel if interruption under fault conditions can be tolerated. If served by an isolated power system, ground fault circuit interrupter protection is not required.
- ✓ GFCI protection is not required for receptacles installed in critical care areas where the toilet and basin are installed within the patient room.



6. *What are the testing and maintenance requirements for electrical receptacles in health care facilities?*

■ NFPA 99, Chapter 3-3 Section 3-3.3.3

- ✓ Visual integrity, ground continuity, polarity and ground blade retention force.
- Chapter 3-3 Section 3-3.4.2.3
- ✓ Testing shall be performed after initial installation, replacement or servicing. Additional testing shall be performed at intervals defined by documented performance data.

Exception: Receptacles not listed as hospital grade shall be tested at intervals not exceeding 12 months.

7. *How does a surge protector work?*

■ A Surge Protector, sometimes called a TVSS (transient voltage surge suppressor), diverts surge currents away from equipment by creating a low impedance path to ground.

8. *How do surges enter a building?*

■ Surges enter a system in two ways:

- ✓ Conducted (Directly On Lines Entering or Leaving a System)
- ✓ Radiated (Indirectly Via Electro-magnetic Fields)

9. *What is IEEE62.41?*

■ The Institute of Electrical and Electronic Engineers developed C62.41 59 to define surge environments. It doesn't represent a performance test. The standard amplitudes and wave forms are the basis for testing surge receptacles.

10. *Does the NEC cover installation of Transient Voltage Surge Suppressors?*

■ Yes. NEC Article 285 TVSS Protection covers short circuit rating, installation and connection of TVSS or Surge Protection panels.

11. *What are the three basic types of occupancy sensor technologies?*

- Passive Infrared (PIR) "Line-of-sight" device that responds to infrared changes in a workspace.
- Ultrasonic device transmitting ultrasonic frequencies (32kHz-40kHz) and monitoring workspace changes. "Line-of-sight not required."
- Multi-Technology devices combine PIR and Ultrasonic technologies to control workplace lighting loads.

12. *Can occupancy sensors save energy and reduce power bills?*

■ Yes. Since lighting accounts for 50% of the electricity usage in a typical commercial or institutional facility, turning those loads off when not required can significantly reduce energy costs.



13. *Are adjustments required to make sure the lights do not go off while the workspace is occupied?*


■ Most commercial grade occupancy sensors are self-adjusting. After initial installation, the device monitors occupancy patterns. It automatically compensates for 'real-time' usage and sets itself accordingly.

## Testing For Hospital Grade Listing Of Plugs, Connectors, and Receptacles Includes:

### 500 lb. Crush Test

A wired plug or connector is placed between two steel plates and subjected to a force which is steadily increased to 500 pounds. "There shall be no breakage, deformation or other effect that may interfere with the function of the device."

Leviton knows that in real industrial environments, plugs and connectors are crushed by forces exceeding 500 lbs. We perform the crush test with a force of 2500 lbs. to ensure that our devices withstand the really heavy hits on the job.



### Cord Pull Test

The cord must remain securely fastened after straight pulls of 30 pounds, and rotating pulls (in a 3-inch circle) of 10 pounds for two hours. "Displacement of conductors, insulation, and outer jacket of the flexible cord AWG 18 SVT shall not exceed 1/32 inch. There shall be no cuts, rips, or tears in cord insulation."

Heavy-duty cord stress is typical abuse for industrial plugs and connectors. Leviton increases the weight in the straight cord pull test to 175 lbs. with AWG 14 ST and in the rotating pull test to 20 lbs., ensuring positive strain relief under industrial conditions.



### Impact Test

A wired plug or connector is subjected to impact from a 10 lb. weight repeatedly dropped from a height of 18 inches.

"There shall be no breakage, deformation or other effect that may interfere with the function of the device." Plugs and connectors are subjected to severe impacts in industrial settings. Therefore, Leviton exceeds the UL requirement by dropping the weight from a height of 36 inches.



### Mechanical Drop Test

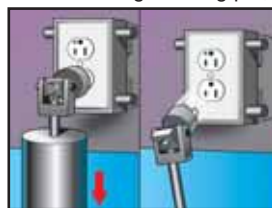
A sample wired plug or connector is suspended horizontally by its attached cord, and released so that it impacts a hard wood surface 45 inches below the point of suspension--repeated for 1300 cycles.

"There shall be no breakage, deformation, or other damage which would interfere with the functioning of the device."



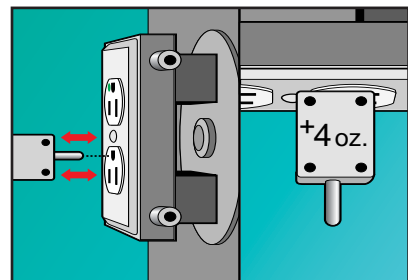
### Abrupt Removal of Plug Test

A steel-bodied test plug with brass blades is inserted into the receptacle. A 10-pound weight dropped from at least 24 inches yanks the plug out of the receptacle. This test is done eight times with the receptacle rotated into different positions to create the greatest stress on its face and contact. After this, the grounding contact must retain a four ounce, 0.184" diameter grounding pin, with the receptacle face down, for one minute. There shall be no breakage of the receptacle that interferes with the receptacle function or the integrity of the enclosure. The receptacle shall maintain the grounding path integrity through the receptacle.



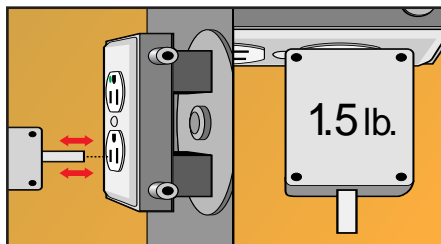
### Ground Pin Retention Test

The grounding contact of the receptacle is conditioned by 20 insertions with a .204" oversized pin. After conditioning, a 0.184" diameter pin shall be inserted in the grounding contact which shall be capable of supporting at least four ounces for one minute.



### Power Blade Retention Test

A test plug with oversized blades of .075" is inserted into the current-carrying opening of the receptacle for 20 conditioning cycles. After the conditioning cycles, the contact shall be capable of supporting for one minute 1 1/2 lbs. secured to a single .055" thick solid steel blade without holes.



### Assembly Security Test

A force of 100 pounds is applied through the slots to the base of the receptacle while the yoke is supported at its screw mounting positions. There must be no cracking of base or permanent deformation of yoke.

In addition...

Leviton Hospital Grade receptacles undergo these demanding tests:

- Strength of insulating base
- Ground contact temperature
- Impact test
- Ground Contact Resistance
- Terminal Strength Test
- Resistance of Ground
- Fault current
- Gripping
- Overload
- Temperature
- Dielectric withstand
- Insulation resistance
- Assembly security
- Receptacle ground contact
- Horsepower



NEMA 5-15R



NEMA 5-20R

## 15A 125V; 20A 125V

ELECTRICAL		
DIELECTRIC VOLTAGE	CURRENT INTERRUPT.	TEMP. RISE
Withstands 2000V per UL 498	Full rated current	Max 30°C after 250 cycles of overload at 200% of rated current

MECHANICAL		
TERMINAL I.D.	TERMINAL ACCOMM.	PRODUCT I.D.
Brass, hot	#14 - #10 AWG	Ratings are permanently marked on device
Grounding		
White, neutral		
ENVIRONMENTAL		
FLAMMABILITY		OPERATING TEMP.
Rated V-2 per UL 94		-40°C to 60°C

STANDARDS & CERTIFICATIONS					
NEMA WD-6	ANSI C-73	UL 498HG	UL Fed Spec WC-596	CSA C22.2 No. 42	NOM
✓	✓	#E13399	#E13399	#152105	#057
AC HORSEPOWER RATINGS					
15A 125V	15A 250V	20A 125V	20A 250V		
0.5	1.5	1.0	2.0		

FACE Color	HOSPITAL GRADE	HOSPITAL GRADE IG	HOSPITAL GRADE IG Surge	HOSPITAL GRADE Surge
Brown	1254-H	-	-	-
Ivory	1254-HI	1254-IGI	8480-IGI	8480-I
White	1254-HW	1254-IGW	8480-IGW	8480-W
Gray	-	-	8480-IGG	-
Red	1254-HR	-	-	8480-R
Black	-	-	-	-
Orange	-	1254-IG	8480-IG	-
Blue	-	-	8480-IGB	-
20A 125V, NEMA 5-20R				
Brown	21254-H	-	-	-
Ivory	21254-HI	21254-IGI	8490-IGI	8490-I
White	21254-HW	21254-IGW	8490-IGW	8490-W
Gray	21254-HGY	-	8490-IGG	-
Red	21254-HR	-	-	8490-R
Black	-	-	-	-
Orange	-	21254-IG	8490-IG	-
Blue	-	-	8490-IGB	-



For clamping and performance data refer to page 10



1254-HW



1254-IG



Split Circuit Not Available 8480-IGG



Split Circuit Not Available 8480-R

### Four-In-One Adapter Plates



PLATE COLOR	ADAPTER PLATE
Brown	3254
Ivory	3254-I
White	3254-W
Gray	3254-GY
Red	3254-R
Black	3254-E
Orange	3254-OR
Blue	3254-BLU

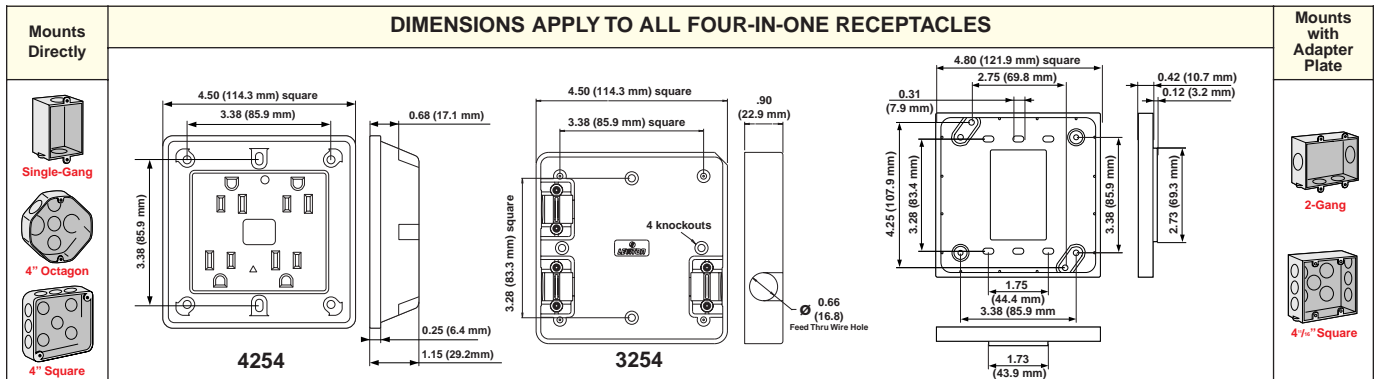
### Four-In-One Portable Boxes

Accepts #16/3 AWG Type SJ to #12/3 AWG Type SO COPPER Only.



BOX COLOR	PORTABLE BOX
Ivory	4254-I
Gray	4254-GY
Black	4254-E
Orange	4254-OR
Blue	4254-BLU
Yellow	4254-Y

Portable boxes are not UL Listed.



## 15A 125V & 250V; 20A 125V & 250V



NEMA 5-15R



NEMA 5-20R



NEMA 6-15R



NEMA 6-20R

ELECTRICAL		
DIELECTRIC VOLTAGE	CURRENT INTERR.	TEMP. RISE
Withstands 2000V per UL 498	Full rated current	Max 30°C after 250 cycles of overload at 200% of rated current

MECHANICAL		
TERMINAL I.D.	TERMINAL ACCOMM.	PRODUCT I.D.
Brass, hot	#14 - #10 AWG	Ratings are permanently marked on device
Grounding		
White, neutral		
ENVIRONMENTAL		
FLAMMABILITY	OPERATING TEMP.	
Rated V-2 per UL 94	-40°C to 60°C	

STANDARDS & CERTIFICATIONS					
NEMA WD-6	ANSI C-73	UL 498HG	UL Fed Spec WC-596	CSA C22.2 No. 42	NOM
✓	✓	#E13399	#E13399	#152105	#057
AC HORSEPOWER RATINGS					
15A 125V	15A 250V	20A 125V	20A 250V		
0.5	1.5	1.0	2.0		

Back & SideWired, Self-Grounding								
	FACE Color	HOSP. GRD. DUPLEX	HOSP. GRD. SLIM DUPLEX	HOSP. GRD. DUPLEX TAMPER RESISTANT	HOSP. GRD. DUPLEX ILLUMINATED	HOSP. GRD. DUPLEX w/6" Wire Leads	HOSP. GRD. DUPLEX w/Green LED Power Status Indicator	HOSP. GRD. SINGLE
<b>15A 125V, NEMA 5-15R</b>								
Brown	8200	8200-H	8200-SG	-	8200-L	-	8210	8600
Ivory	8200-I	8200-HI	8200-SGI	8200-HLI	8200-LI	8200-PLI	8210-I	8600-I
White	8200-W	8200-HW	8200-SGW	8200-HLW	8200-LW	8200-PLW	8210-W	-
Gray	8200-G	8200-HG	8200-SGG	-	8200-LGY	-	-	-
Red	8200-R	8200-HR	8200-SGR	8200-HLR	8200-LR	8200-PLR	8210-R	-
<b>20A 125V, NEMA 5-20R</b>								
Brown	8300	8300-H	8300-SG	-	8300-L	-	8310	8400
Ivory	8300-I	8300-HI	8300-SGI	8300-HLI	8300-LI	8300-PLI	8310-I	8400-I
White	8300-W	8300-HW	8300-SGW	8300-HLW	8300-LW	8300-PLW	8310-W	-
Gray	8300-G	8300-HGY	8300-SGG	-	8300-LGY	-	8310-G	-
Red	8300-R	8300-HR	8300-SGR	8300-HLR	8300-LR	8300-PLR	8310-R	-
Black	8300-E	-	-	-	8300-LE	-	-	-
Almond	-	-	-	-	8300-LA	-	-	-
								<b>15A 250V, NEMA 6-15R</b>
<b>20A 250V, NEMA 6-20R</b>								

302 STAINLESS STEEL WALLPLATES STANDARD			
84004-40	84003-40	84016-40	84005-40

302 STAINLESS STEEL WALLPLATES MIDWAY		
SSJ8-40	SSJ82-40	SSJ18-40

8200, 8300, 8200-PL, 8300-PL, 8400, 8600	8200-H, 8300-H	8200-SG	8200-HL, 8300-HL	8210, 8310

HOSPITAL GRADE STRAIGHT BLADE RECEPTACLES



NEMA 5-15R



NEMA 5-20R

## 15A 125V; 20A 125V

ELECTRICAL		
DIELECTRIC VOLTAGE	CURRENT INTERR.	TEMP. RISE
Withstands 2000V per UL 498	Full rated current	Max 30°C after 250 cycles of overload at 200% of rated current

MECHANICAL		
TERMINAL I.D.	TERMINAL ACCOMM.	PRODUCT I.D.
Brass, hot	#14 - #10 AWG	Ratings are permanently marked on device
Grounding		
White, neutral		
ENVIRONMENTAL		
FLAMMABILITY	OPERATING TEMP.	
Rated V-2 per UL 94	-40°C to 60°C	

STANDARDS & CERTIFICATIONS					
NEMA WD-6	ANSI C-73	UL 498HG	UL Fed Spec WC-596	CSA C22.2 No. 42	NOM
✓	✓	#E13399	#E13399	#152105	#057
AC HORSEPOWER RATINGS					
15A 125V	15A 250V	20A 125V	20A 250V		
0.5	1.5	1.0	2.0		

FACE Color	HOSPITAL GRADE IG DUPLEX	HOSPITAL GRADE IG 4-IN-1	HOSPITAL GRADE IG 4-IN-1 SURGE	HOSPITAL GRADE IG DUPLEX	HOSPITAL GRADE IG SINGLE
		4-in-1 Side Wired Refer to page 5 for Terminal Accom. & Device Drawings		w/6" Ground Lead	w/6" Ground Lead
<b>15A 125V, NEMA 5-15R</b>					
Brown	8200-IGB	-	-	-	-
Ivory	8200-IGI	1254-IGI	-	-	-
White	8200-IGW	1254-IGW	8480-IGW	-	-
Gray	8200-IGG	-	8480-IGG	-	-
Red	8200-IGR	-	-	-	-
Orange	8200-IG	1254-IG	8480-IG	8200-LIG	8210-IG
<b>20A 125V, NEMA 5-20R</b>					
Brown	8300-IGB	-	-	-	-
Ivory	8300-IGI	21254-IGI	-	-	-
White	8300-IGW	21254-IGW	8490-IGW	-	-
Gray	8300-IGG	-	8490-IGG	-	-
Red	8300-IGR	-	-	-	-
Orange	8300-IG	21254-IG	8490-IG	8300-LIG	8310-IG

NYLON WALLPLATES					WEATHER RESISTANCE COVERS DIE-CAST ZINC	
80703-IG	80703-RE	80704-IG	80703-I	80716-I	4925-2	4970

FOR ADDITIONAL WALLPLATE OPTIONS SEE IPD 2.07 CATALOG

DIMENSIONS APPLY TO ALL FOUR-IN-ONE RECEPTACLES			
8200-IG, 8300-IG	8200-LIG, 8300-LIG	4-IN-1 RECEPTACLES	8210-IG, 8310-IG

## 15A 125V



ELECTRICAL		
DIELECTRIC VOLTAGE	CURRENT INTERR.	TEMP. RISE
Withstands 2000V per UL 498	Full rated current	Max 30°C after 250 cycles of overload at 200% of rated current

MECHANICAL		
TERMINAL I.D.	TERMINAL ACCOMM.	PRODUCT I.D.
Brass, hot	#14 - #10 AWG	Ratings are permanently marked on device
Grounding		
White, neutral		
ENVIRONMENTAL		
FLAMMABILITY		OPERATING TEMP.
Rated V-2 per UL 94		-40°C to 60°C

STANDARDS & CERTIFICATIONS					
NEMA WD-6	ANSI C-73	UL 498HG	UL Fed Spec WC-596	CSA C22.2 No. 42	NOM
✓	✓	#E13399	-	#152105	#057
AC HORSEPOWER RATINGS					
15A 125V	15A 250V	20A 125V	20A 250V		
0.5	1.5	1.0	2.0		

**PLUS DECORA**

**Back & Side Wired, Self-Grounding**

16262-HGR

16262-SGW

16262-IG

16262-PLR

7599-HGI

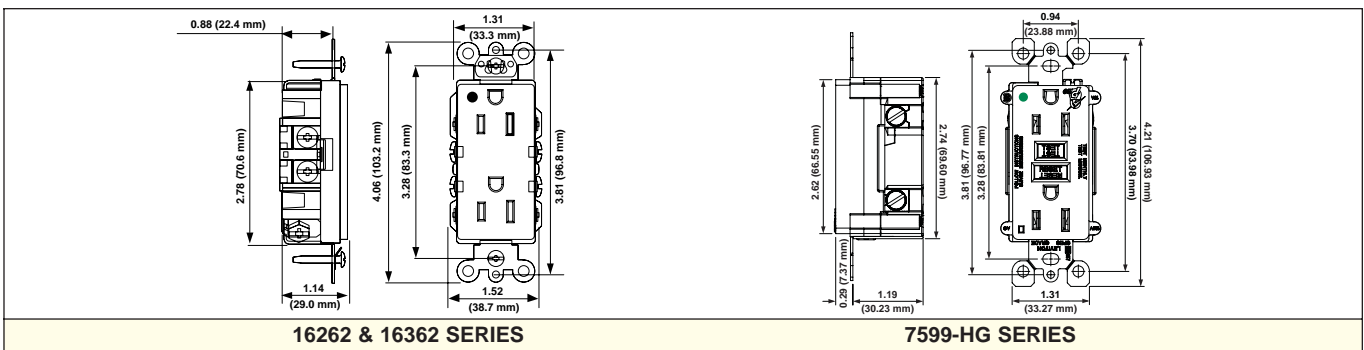
Note: This device meets UL Fed Spec WC-596 requirements

FACE Color	HOSPITAL GRADE DUPLEX	HOSPITAL GRADE DUPLEX <i>Tamper-Resistant</i>	HOSPITAL GRADE IG DUPLEX <i>Self-Grounding Does Not Apply</i>	HOSPITAL GRADE DUPLEX <i>w/Green LED Power Status Indicator</i>	HOSPITAL GRADE SMARTLOCKPRO® <i>w/LED AND LOCKOUT</i>
------------	-----------------------	--	--	--	--

15A 125V, NEMA 5-15R					
Brown	-	16262-SG	-	-	7599-HG
Ivory	16262-HGI	16262-SGI	16262-IGI	16262-PLI	7599-HGI
White	16262-HGW	16262-SGW	16262-IGW	16262-PLW	7599-HGW
Gray	16262-HGG	16262-SGG	16262-IGG	-	7599-HGG
Red	16262-HGR	16262-SGR	16262-IGR	16262-PLR	7599-HGR
Black	-	-	-	-	-
Blue	-	-	16262-IGB	-	-
Orange	-	-	16262-IG	-	-
Almond	-	-	-	-	7599-HGA
Light Almond	-	-	-	-	7599-HGT

SCREWLESS SNAP-ON WALLPLATES		NYLON WALLPLATES		302 STAINLESS STEEL WALLPLATES	
80301-I	80309-I	80401-NE	80409-NE	84409-40	84411-40

- Meets or Exceeds UL 2006 Requirements
- SmartLockPro® GFCI Prevents Reset in Case of Line-Load Reverse Wiring
- Greater Protection Against Loss of Ground Fault Protection Due to Surges, Abuse and Overvoltages
- Device Prevents Reset If Its Protective Function Has Been Compromised



HOSPITAL GRADE AC DECORA PLUS RECEPTACLES





NEMA 5-20R

## 20A 125V

ELECTRICAL		
DIELECTRIC VOLTAGE	CURRENT INTERR.	TEMP. RISE
Withstands 2000V per UL 498	Full rated current	Max 30°C after 250 cycles of overload at 200% of rated current

MECHANICAL		
TERMINAL I.D.	TERMINAL ACCOMM.	PRODUCT I.D.
Brass, hot	#14 - #10 AWG	Ratings are permanently marked on device
Grounding		
White, neutral		
ENVIRONMENTAL		
FLAMMABILITY	OPERATING TEMP.	
Rated V-2 per UL 94	-40°C to 60°C	

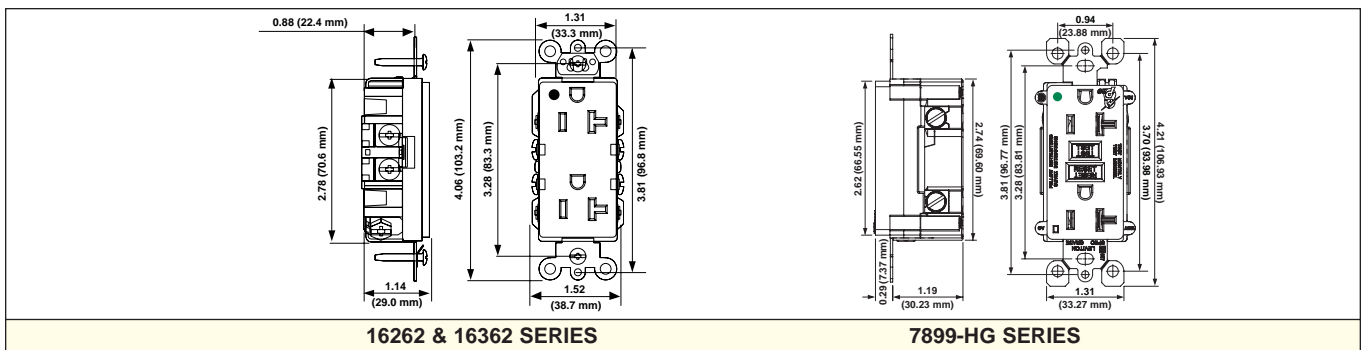
STANDARDS & CERTIFICATIONS					
NEMA WD-6	ANSI C-73	UL 498HG	UL Fed Spec WC-596	CSA C22.2 No. 42	NOM
✓	✓	#E13399	-	#152105	#057
AC HORSEPOWER RATINGS					
15A 125V	15A 250V	20A 125V	20A 250V		
0.5	1.5	1.0	2.0		

<p><b>Back &amp; Side Wired, Self-Grounding</b></p>	<p>16362-HGI</p>	<p>16362-IG</p>	<p>16362-PLR</p>	<p>7899-HGR</p> <p>Note: This device meets UL Fed Spec WC-596 requirements</p>
	<b>FACE Color</b>	<b>HOSPITAL GRADE DUPLEX</b>	<b>HOSPITAL GRADE IG DUPLEX</b> Self-Grounding Does Not Apply	<b>HOSPITAL GRADE DUPLEX</b> w/Green LED Power Status Indicator
<b>20A 125V, NEMA 5-20R</b>				
Brown	-	-	-	7899-HG
Ivory	16362-HGI	16362-IGI	16362-PLI	7899-HGI
White	16362-HGW	16362-IGW	16362-PLW	7899-HGW
Gray	16362-HGG	16362-IGG	-	7899-HGG
Red	16362-HGR	16362-IGR	16362-PLR	7899-HGR
Black	-	-	-	-
Blue	-	16362-IGB	-	-
Orange	-	16362-IG	-	-
Almond	-	-	-	7899-HGA
Light Almond	-	-	-	7899-HGT

SCREWLESS SNAP-ON WALLPLATES		NYLON WALLPLATES		302 STAINLESS STEEL WALLPLATES	
80301-I	80309-I	80401-NE	80409-NE	84409-40	84411-40

**SmartLockPro®**

- Meets or Exceeds UL 2006 Requirements
- SmartLockPro® GFCI Prevents Reset in Case of Line-Load Reverse Wiring
- Greater Protection Against Loss of Ground Fault Protection Due to Surges, Abuse and Overvoltages
- Device Prevents Reset If Its Protective Function Has Been Compromised



## 15A 125V; 20A 125V



NEMA 5-15R



NEMA 5-20R

ELECTRICAL		
DIELECTRIC VOLTAGE	CURRENT INTERR.	TEMP. RISE
Withstands 2000V per UL 498	Full rated current	Max 30°C after 250 cycles of overload at 200% of rated current

MECHANICAL		
TERMINAL I.D.	TERMINAL ACCOMM.	PRODUCT I.D.
Brass, hot	#14 - #10 AWG	Ratings are permanently marked on device
Grounding		
White, neutral		
ENVIRONMENTAL		
FLAMMABILITY	OPERATING TEMP.	
Rated V-2 per UL 94	-40°C to 60°C	

STANDARDS & CERTIFICATIONS					
NEMA WD-6	ANSI C-73	UL 498HG	UL Fed Spec WC-596	CSA C22.2 No. 42	NOM
✓	✓	#E13399	-	#152105	#057
AC HORSEPOWER RATINGS					
15A 125V	15A 250V	20A 125V	20A 250V		
0.5	1.5	1.0	2.0		

Back & Side Wired



8380



8381-GY



8280-IGO



8281-IGI

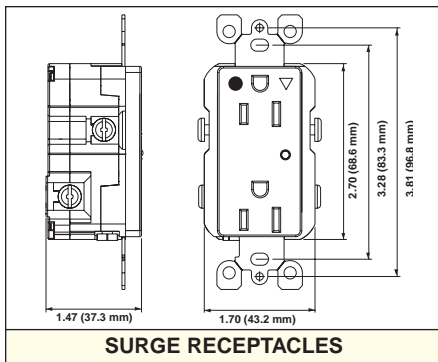


Back View

FACE Color	HOSPITAL GRADE SURGE, DUPLEX Indicator Light, Audible Alarm	HOSPITAL GRADE SURGE, SINGLE Indicator Light, Audible Alarm	HOSPITAL GRADE IG, SURGE, DUPLEX Indicator Light, Audible Alarm	HOSPITAL GRADE IG, SURGE, SINGLE Indicator Light, Audible Alarm
<b>15A 125V, NEMA 5-15R</b>				
Brown	8280	-	-	-
Ivory	8280-I	-	8280-IGI	8281-IGI
White	8280-W	-	8280-IGW	8281-IGW
Gray	-	-	8280-IGG	-
Red	8280-R	-	-	-
Black	8280-B	-	8280-IGB	-
Blue	-	-	-	-
Orange	-	-	8280-IGO	8281-IGO
Almond	-	-	8280-IGA	8281-IGA
<b>20A 125V, NEMA 5-20R</b>				
Brown	8380	8381	-	-
Ivory	8380-I	8381-I	8380-IGI	8381-IGI
White	8380-W	-	8380-IGW	8381-IGW
Gray	8380-GY	8381-GY	8380-IGG	-
Red	8380-R	8381-R	8380-IGR	-
Black	-	-	-	-
Blue	8380-B	-	8380-IGB	8381-IGB
Orange	-	-	8380-IGO	8381-IGO
Almond	-	-	-	-

PERFORMANCE DATA				
OPERATING FREQUENCY	MAXIMUM CONTINUOUS OPERATING VOLTAGE (MCOV)	MAXIMUM SINGLE-PULSE (10X1000µs) Joules	MAXIMUM SINGLE-PULSE (8X20µs) L-N/L-G/N-G	EMI-RFI NOISE REJECTION @ 50 Ohms 500K - 30MHz
50, 60Hz	150V rms	720	24kA/12kA/12kA	-30dB

CLAMPING PERFORMANCE
UL1449 SUPPRESSED VOLTAGE RATINGS (SVR) Assigned at 6" lead length with 6kV/500A impulse in accordance with UL1449 (2nd Ed.)
400/400/400Vpk



SCREWLESS SNAP-ON WALLPLATES	NYLON WALLPLATES	302 STAINLESS STEEL WALLPLATES
<p>80301-I 80309-I</p>	<p>80401-NE 80409-NE</p>	<p>84409-40 84411-40</p>

HOSPITAL GRADE AC DECORA SURGE RECEPTACLES

**15, 20A 120VAC**



**SPECIFICATIONS & FEATURES**

**5300 Series**

- Clamping profile tightly tracks AC sine wave.
- Six protected outlets with ON/OFF switch.
- Resettable circuit breaker and internal fusing.
- Equipped with a 6-foot 14-3 AWG power cord.

**ENVIRONMENTAL**

**STORAGE TEMPERATURE**

-35°C to 60°C

**OPERATING TEMPERATURE**

-10°C to 60°C

**STANDARDS & CERTIFICATIONS**

**ANSI/IEEE Categories A & B**  
C-62.41.1, C-62.41.2 & C-62.45

**UL 1449 Edit. 2.5**  
#E146315

**CSA**  
#LR-94773

DESCRIPTION	CATALOG NO.	APPLICATION
<b>5300 SERIES</b>		
6-Outlets w/ Switch, Beige, 6' Cord	5300-PS	Data-Sensitive Operations
6-Outlets w/ Switch, Beige, 6' Cord	5300-PST	Telephone/ Modem Line Protection
6-HG, Tamper-Resistant 15A Outlets w/o Switch, Beige Steel Enclosure, 6' Cord	5300-HTS <i>Transparent Plug</i>	Continues to supply power to load if protection is lost
6-HG, Tamper-Resistant 20A Outlets w/o Switch, Beige Steel Enclosure, 6' Cord	5300-HT2 <i>Transparent Plug</i>	Continues to supply power to load if protection is lost
6-Outlets w/ ON/OFF Switch, Beige, 6' Cord, Steel Enclosure	5300-IPS	Rugged Steel Housing for use in rough environments

CATALOG NO.	JOULES	UL 1449 2.5 Edit. IMPULSE 6kV/500A	MAX. SURGE CURRENT (test w/ 8x20µs wave)	NOISE REJECTION (@100K-100MHZ)	LOW VOLTAGE CLAMPING (UL 497A/B or UL 452)
<b>5300 SERIES</b>					
5300-PS	1620	L-N: 330V	L-N: 24kA	-20 to -40 dB	-
5300-PST	1620	L-N: 330V	L-N: 24kA	-20 to -40 dB	270V
5300-HTS	1080	L-N: 400V	L-N: 51kA	-20 to -40 dB	-
5300-HT2	1080	L-N: 400V	L-N: 51kA	-20 to -40 dB	-
5300-IPS	1440	L-N: 330V	L-N: 84kA	-20 to -40 dB	-

## 15A 125V; 20A 125V & 250V



NEMA 5-15P



NEMA 5-15R



NEMA 5-20P



NEMA 5-20R



NEMA 6-20P




NEMA 6-20R

ELECTRICAL		
DIELECTRIC VOLTAGE	CURRENT INTERR.	TEMP. RISE
Withstands 2000V per UL 498	Full rated current	30°C max at full rated current after 50 cycles overload at 150% rated current for both AC and DC per UL 498

MECHANICAL		
TERMINAL I.D.	TERMINAL ACCOMM.	PRODUCT I.D.
Brass, hot	#14 - #10 AWG	Ratings are permanently marked on device
Grounding		
White, neutral		
ENVIRONMENTAL		
FLAMMABILITY	OPERATING TEMP.	
Rated V-2 per UL 94	-40°C to 60°C	

STANDARDS & CERTIFICATIONS					
NEMA WD-6	ANSI C-73	UL 498HG	UL Fed Spec WC-596	CSA C22.2 No. 42	NOM
✓	✓	✓	#E13393	#LR-406	#057

Plugs & Connectors	8315-CT		8319-C		8315-CAT
	TYPE	PLUG	CONNECTOR	CONNECTOR	ANGLE PLUG
<b>15A 125V, NEMA 5-15P AND 5-15R, 2-P 3-W</b>					
Black & White		8215-C		8219-C	-
Transparent		8215-CT		8219-CT	8215-CAT
Lighted Transparent		8215-PLC		8219-PLC	-
<b>20A 125V, NEMA 5-20P AND 5-20R, 2-P 3-W</b>					
Black & White		8315-C		8319-C	-
Transparent		8315-CT		8319-CT	8315-CAT
Lighted Transparent		8315-PLC		8319-PLC	-
<b>20A 250V, NEMA 6-20P AND 6-20R, 2-P 3-W</b>					
Transparent		-		-	8415-CAT



**SURGE SUPPRESSOR PLUG STRIP w/ MULTI-STAGE PROTECTION**

**CORD LENGTHS**


**6' and 15'**  
(without switch)

**6-HG, TAMPER-RESISTANT OUTLETS & HOSP. GRADE LIGHTED TRANSPARENT PLUG**

**15A 120V  
NEMA 5-15P & 5-15R  
2-P 3-W**

**5300-HTS (6')**  
**5300-H15 (15')**

See Additional Strips Page 11



**SURGE SUPPRESSOR PLUG STRIP w/ MULTI-STAGE PROTECTION**

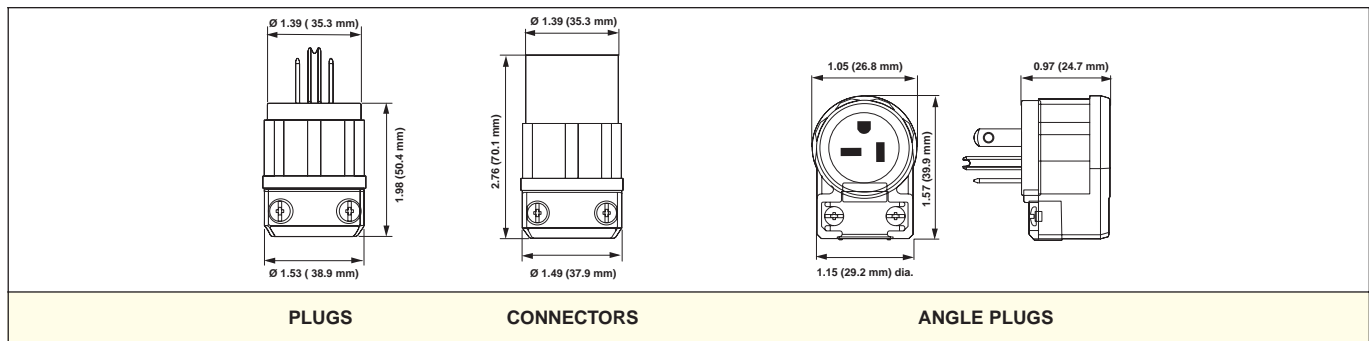
**CORD LENGTHS**

**6'**  
(without switch)

**6-HG, TAMPER-RESISTANT OUTLETS & HOSP. GRADE LIGHTED TRANSPARENT ANGLED PLUG**

**20A 120V NEMA  
5-20P, Plug & 5-20R Receptacles  
2-P 3-W**

**5300-HT2**



## 15A 125V & 250V; 20A 125V & 250V

ELECTRICAL		
DIELECTRIC VOLTAGE	CURRENT INTERRU.	TEMP. RISE
Withstands 2000V per UL 498	Full rated current	30°C max at full rated current after 50 cycles overload at 150% rated current for both AC and DC per UL 498

MECHANICAL		
TERMINAL I.D.	TERMINAL ACCOMM.	PRODUCT I.D.
Brass, hot	#14 - #10 AWG	Ratings are permanently marked on device
Grounding		
White, neutral		
ENVIRONMENTAL		
<b>FLAMMABILITY</b>		<b>OPERATING TEMP.</b>
Rated V-2 per UL 94		-40°C to 60°C

STANDARDS & CERTIFICATIONS					
NEMA WD-6	ANSI C-73	UL 498HG	UL Fed Spec WC-596	CSA C22.2 No. 42	NOM
✓	✓	✓	#E13393	#LR-406	#057



8256-V



8259-V



8456-V











23004-HG

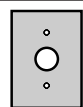



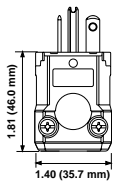
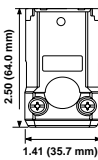
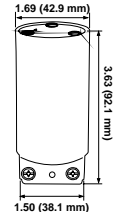
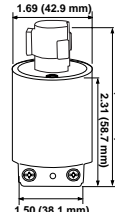
23001-HG



23000-HG

COLOR	STRAIGHT BLADE PYTHON PLUG	STRAIGHT BLADE PYTHON CONNECTOR	NEMA CONFIG.
<b>15A 125V, 2-P 3-W, NEMA 5-15R, Grounding</b>			
White	8256-V	8259-V	  NEMA 5-15P    NEMA 5-15R
<b>15A 250V, 2-P 3-W, NEMA 6-15R, Grounding</b>			
White	8656-V	8659-V	  NEMA 6-15P    NEMA 6-15R
<b>20A 125V, 2-P 3-W, NEMA 5-20R, Grounding</b>			
White	8356-V	8359-V	  NEMA 5-20P    NEMA 5-20R
<b>20A 250V, 2-P 3-W, NEMA 6-20R, Grounding</b>			
White	8456-V	8459-V	  NEMA 6-20P    NEMA 6-20R

POWER INTERRUPTING DEVICES	LOCKING PLUG	LOCKING CONNECTOR	LOCKING FLUSH RECEPTACLE W/ THERMOSET BODY	302 STAINLESS STEEL WALLPLATE	NON-NEMA
<b>20A 125V, Non-NEMA, 2-P 3-W, Grounding</b> UL Listed for "HOSPITAL USE ONLY" applications in non-hazardous areas.				 <b>84004-40</b>	
Gray & Black	23004-HG	23001-HG	23000-HG		

 1.81 (46.0 mm) 1.40 (35.7 mm)	 2.50 (64.0 mm) 1.41 (35.7 mm)	 1.69 (42.9 mm) 3.63 (92.1 mm) 1.50 (38.1 mm)	 1.69 (42.9 mm) 3.28 (82.6 mm) 2.31 (58.7 mm) 1.50 (38.1 mm)
<b>PYTHON PLUGS</b>	<b>PYTHON CONNECTORS</b>	<b>23001-HG</b>	<b>23004-HG</b>

## 15, 20 & 30 Amp NEMA Locking Devices



2730

2731

2733

2735

2736

POLES/WIRES	AMPS	VOLTS	NEMA CONFIG.	AC HP RATING	RECEPTACLE	PLUG	CONNECTOR	FLANGED INLET	FLANGED OUTLET
Locking 2-Pole 3-Wire Grounding	15	125V	L5-15	.5	4710	4720-C	4729-C	4716-C	4715-C
		250V	L6-15	1.5†	4560	4570-C	4579-C	4586-C	4585-C
		277V AC	L7-15	2	4760	4770-C	4779-C	4786-C	4785-C
	20	125V	L5-20	1	2310	2311	2313	2315	2316
		250V	L6-20	2†	2320	2321	2323	2325	2326
		277V AC	L7-20	2	2330	2331	2333	2335	2336
		347V AC	L24-20	N/A	3720	3721	3723	3755	3756
		480V AC	L8-20	3	2340	2341	2343	2345	2346
		600V AC	L9-20	N/A	2350	2351	2353	2355	2356
	30	125V	L5-30	2	2610	2611	2613	2615	2616
		250V	L6-30	2†	2620	2621	C2623	2625F	2626F
		277V AC	L7-30	3	2630	2631	2633	2635	2636
480V AC		L8-30	5	2640	2641	2643	2645	2646	
Locking 3-Pole 3-Wire Grounding	15	3Ø 250V	L11-15	2	4870	4880-C	4889	-	-
		125/250V	L10-20	2L-L†/1 L-N	2360	2361	2363	2365	2366
		3Ø 250V	L11-20	2L-L†/2 L-N	2370	2371	2373	2375	2376
	20	3Ø 480V	L12-20	5	2380	2381	2383	2385	2386
		125/250V	L10-30	2L-N	2660-A	2661	2663	2665	2666
		3Ø 250V	L11-30	3	2670	2671	2673	2675	2676
		3Ø 480V	L12-30	10	2680	2681	2683	2685	2686
Locking 3-Pole 4-Wire Grounding	20	125/250V	L14-20	2L-L†/1 L-N	2410	2411	2413	2415	2416
		3Ø 250V	L15-20	3	2420	2421	2423	2425	2426
		3Ø 480V	L16-20	5	2430	2431	2433	2435	2436
	30	125/250V	L14-30	2L-L†/2 L-N	2710	2711	2713	2715	2716
		3Ø 250V	L15-30	3	2720	2721	2723	2725	2726
		3Ø 480V	L16-30	10	2730	2731	2733	2735	2736
Locking 4-Pole 4-Wire Grounding	20	3ØY 120/208V	L18-20	2	2440	2441	2443	2445	2446
		3ØY 277/480V	L19-20	5	2450	2451	2453	2455	2456
		3ØY 347/600V	L20-20	N/A	2460	2461	2463	2465	2466
	30	3ØY 120/208V	L18-30	3	2750	2751	2753	2755	2756
		3ØY 277/480V	L19-30	10	2760	2761	2763	2765	2766
		3ØY 347/600V	L20-30	N/A	2770	2771	2773	2775	2776
Locking 4-Pole 5-Wire Grounding	20	3ØY 120/208V	L21-20	2	2510	2511	2513	2515	2516
		3ØY 277/480V	L22-20	5	2520	2521	2523	2525	2526
		3ØY 347/600V	L23-20	N/A	2530	2531	2533	2545	2546
	30	3ØY 120/208V	L21-30	3	2810	2811	2813	2815	2816
		3ØY 277/480V	L22-30	10	2820	2821	2823	2825	2826
		3ØY 347/600V	L23-30	N/A	2830	2831	2833	2835	2836

† Suitable for 208V motor applications at HP rating. L-L Denotes phase-to-phase HP rating. L-N denotes phase-to-neutral rating.

## 74000 Series - For Industrial & Commercial Environments



Yellow indicator light will illuminate and audible alarm will sound when one of the fuses in the surge module opens due to surge activity. The percentage of protection in that module will flash on the screen (i.e., 75% protection when 1 fuse is open).




74120-7M3

Red indicator light will illuminate and audible alarm will sound when protection level is at 50% or less.

Information is easily downloadable via RS-232 port using the program "Hyperterminal" (see instruction sheet for detailed instructions).

Arrow buttons allow user to view surge event history.

Green indicator lights illuminate when the panel status is OK. A fault condition is indicated when up to 3 indicators are no longer illuminated.



Large-diameter MOV's, 40mm on 74000 Series panels are individually thermal fused for over-current protection.

### SPECIFICATIONS & FEATURES 74000 SERIES

- Provides Seven-Mode protection.
- User replaceable modules.
- Real-time diagnostics monitor power and suppression status for each mode.
- Surge magnitude, time, and date is provided for each surge event.
- AC Sine Wave Tracking.
- Optically isolated dry contacts.
- UL 1449 2.5 Edition.

### ENVIRONMENTAL

**STORAGE TEMPERATURE**  
-20°C to 85°C

**OPERATING TEMPERATURE**  
-10°C to 60°C

### STANDARDS & CERTIFICATIONS

**ANSI/IEEE Categories A, B, & C**  
C-62.41 & C-62.45  
**UL 1449**  
#E146315  
**CSA**  
#LR-94773

### Diagnostic Capabilities:

- Monitors the status of each phase.
- Display will indicate "Fault", "Alert", and "Protection" status.
- Functions include a surge event counter, amplitude measurement, date and time stamping of the event.
- Events are stored and are recallable and downloadable by the user.

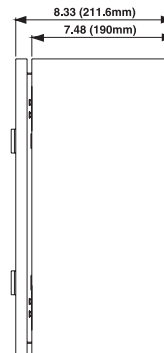
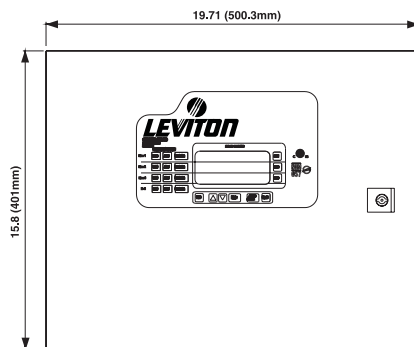


### 74000 Series

DESCRIPTION	CATALOG NO.	VOLTAGE RATING 3Ø WYE (4-Wire + Ground)	MODULE NO.
7-Mode, 3Ø WYE, 4-Wire + Ground	74120-7M3	120/208V AC	(7) HC120-M40
7-Mode, 3Ø WYE, 4-Wire + Ground	74277-7M3	277/480V AC	(7) HC277-M40

### 74000 Series

CATALOG NO.	MCOV	UL 1449 (2 <sup>nd</sup> Ed) IMPULSE 6kV/500A			MAX.SURGE CURRENT in kA (test w/ 8x20µs wave)			NOISE REJECTION
		L-N	L-G	N-G	L-N + L-G = "per Phase"			
74120-7M3	150V AC	400	400	400	200	200	400	-40 dB (@ 5K-100MHz)
74277-7M3	320V AC	800	800	800	200	200	400	-40 dB (@ 5K-100MHz)



74000 SERIES

## 57000 Series - For Service Entrance or Branch Panels

POWER QUALITY DEVICES – SURGE PROTECTION PANELS

SPECIFICATIONS & FEATURES
<ul style="list-style-type: none"> <li>• Available with NEMA 12 enclosure. Flush mount collar included with most units.</li> <li>• Dry contacts for remote monitoring (NO-C-NC).</li> <li>• Modular design allows for easy replacement of modules.</li> <li>• Features Sine-Wave Tracking and Redundant Protection.</li> <li>• UL 1449 2<sup>nd</sup> Edition Listed.</li> </ul>
ENVIRONMENTAL
<p><b>STORAGE TEMPERATURE</b> -20°C to 85°C</p> <p><b>OPERATING TEMPERATURE</b> -10°C to 60°C</p>
FLAMMABILITY
<p>UL 945-V Flame Retardant Thermoplastic (Front Bezel)</p>
STANDARDS & CERTIFICATIONS
<p><b>ANSI/IEEE Categories A, B, &amp; C</b> C-62.41 &amp; C-62.45</p> <p><b>UL 1449</b> #E146315</p> <p><b>CSA</b> #LR-94773</p>



57346-M3



57120-CM3

DESCRIPTION	WITHOUT SURGE COUNTER	WITH SURGE COUNTER	VOLTAGE RATING 3Ø WYE (4-Wire + Ground)	MODULE NO.
<b>57000 Series</b>				
3Ø WYE, 4-Wire & Ground	–	57120-CM3	120/208V AC	(3) 120 (1) 8120-GN
3Ø WYE 7-Mode, Integral Disconnect, 4-Wire & Ground	–	57120-C3S	120/208V AC	(3) 120-M3S (1) 8120-GN
3Ø Delta, 3-Wire & Ground	57240-DM3	–	240V AC	(3) 7240
3Ø WYE, 4-Wire & Ground	–	57277-CM3	277/480V AC	(3) 7277 (1) 8320-GN
3Ø WYE 7-Mode, Integral Disconnect, 4-Wire & Ground	–	57277-C3S	277/480V AC	(3) 7277-M3S (1) 8320-GN
3Ø WYE, 4-Wire & Ground	57346-M3	–	346/600V AC	(3) 7347 (1) 8385-GN
3Ø Delta, 3-Wire & Ground	57480-DM3	–	480V AC	(3) 7480
3Ø Delta, 3-Wire & Ground	57600-DM3	–	600V AC	(3) 7600

### Replacement Modules for Superior Protection

The heart of the Cat. No. 57000 group is the powerful Replacement Module equipped with extremely effective hybrid multi-component suppression circuitry. Six different module variants are available to suit a range of commonly available North American AC line-voltage configurations.



Catalog #120

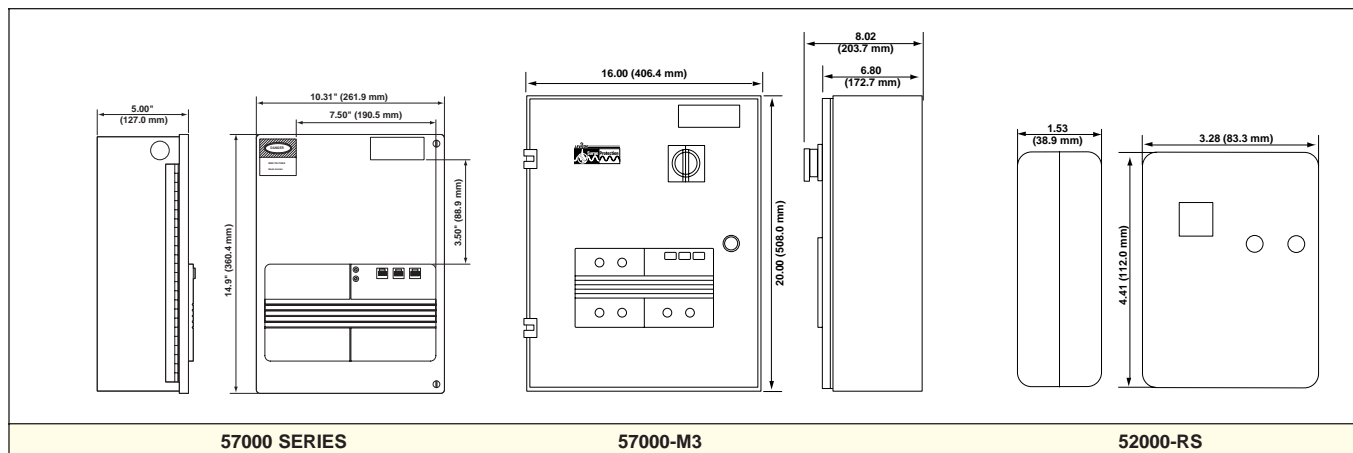


## 57000 Series - For Service Entrance or Branch Panels

CATALOG NO.	MCOV	UL 1449 (2nd Ed) IMPULSE 6kV/500A				MAX. SURGE CURRENT in KA (test w/ 8x20µs wave)			NOISE REJECTION
<b>57000 Series</b>									
		L-N	L-G	N-G	L-L	L - N + L - G = "Per Phase"			
57120-CM3	150V AC	400	800	400	800	150	-	150	-20 to -40 dB (@ 5K-10MHz)
57120-C3S	150V AC	400	500	400	700	100	100	200	-20 to -40 dB (@ 5K-10MHz)
57240-DM3	250V AC	-	-	-	700	L- L: 150			-20 to -40 dB (@ 5K-10MHz)
57277-CM3	320V AC	800	1800	800	1800	150	-	150	-20 to -40 dB (@ 5K-10MHz)
57277-C3S	320V AC	900	1000	800	1500	100	100	200	-20 to -40 dB (@ 5K-10MHz)
57346-M3	385V AC	1000	2000	1000	2000	150	-	150	-20 to -40 dB (@ 5K-10MHz)
57480-DM3	550V AC	-	-	-	1500	L-L: 150			-20 to -40 dB (@ 5K-10MHz)
57600-DM3	680V AC	-	-	-	1800	L-L: 150			-20 to -40 dB (@ 5K-10MHz)



57000 Series panels shown with 52000-RS Remote Supervisor feature easy-to-install replaceable modules.



POWER QUALITY DEVICES – SURGE PROTECTION PANELS

## 47000 & 52000 Series - For Industrial & Commercial Environments

<b>SPECIFICATIONS &amp; FEATURES</b> 47000 & 52000 SERIES	ENVIRONMENTAL			
	<ul style="list-style-type: none"> <li>Provides Seven-Mode Protection.</li> <li>47000 Series available in NEMA 1 or 4X enclosure. 52000 Series comes in a NEMA 12 enclosure with flush mount collar.</li> <li>Dry contacts for remote monitoring (NO-C-NC). LED's provide indication of protection status of each mode.</li> <li>Features Sine-Wave Tracking and Redundant Protection.</li> <li>UL 1449 2<sup>nd</sup> Edition Listed.</li> </ul>	<b>STORAGE TEMP.</b>	<b>OPERATING TEMP.</b>	
		-20°C to 85°C	-10°C to 60°C	
		<b>FLAMMABILITY</b>		
		UL 945-V Flame Retardant Thermoplastic (Front Bezel)		
		<b>STANDARDS &amp; CERTIFICATIONS</b>		
		<b>ANSI/IEEE</b> Categories A, B & C	<b>UL 1449</b>	<b>CSA</b>
C-62.41 C-62.45		#E13393	#LR-406	



47120-007



47120-4X7



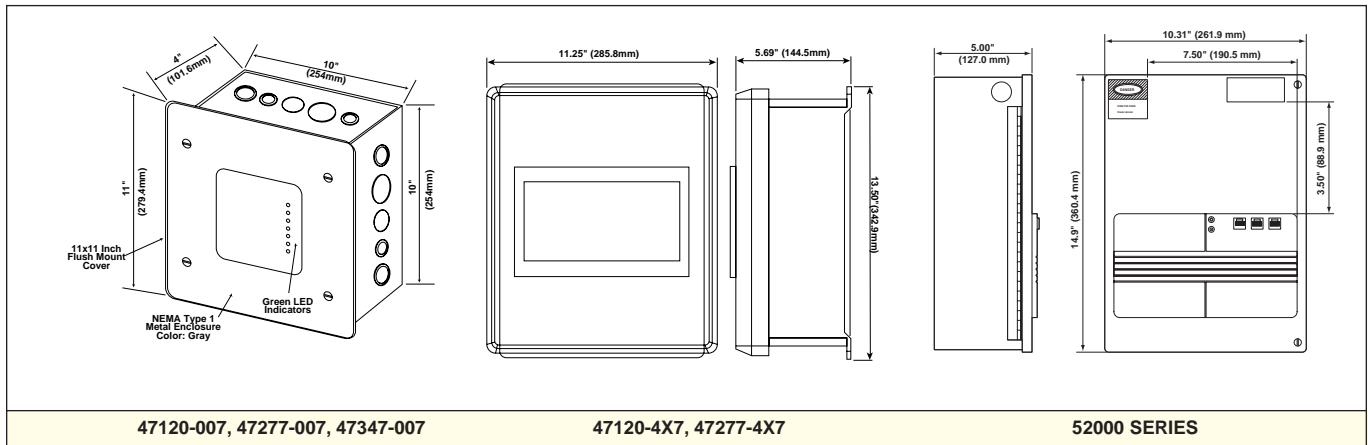
52120-M3

DESCRIPTION	WITHOUT SURGE COUNTER	WITH SURGE COUNTER	VOLTAGE RATING	MODULE NO.
<b>47000 &amp; 52000 Series</b>				
7-Mode Panel Mount (4 Wired + Ground)	47120-007	-	3Ø WYE (4-Wire + Ground) 120/208V AC	-
7-Mode Panel Mount w/ NEMA 4X Enclosure (4 Wire + Ground)	47120-4X7	-	3Ø WYE (4-Wire + Ground) 120/208V AC	-
7-Mode Panel Mount (4 Wire + Ground)	47277-007	-	3Ø WYE (4-Wire + Ground) 277/480V AC	-
7-Mode Panel Mount w/ NEMA 4X Enclosure (4 Wire + Ground)	47277-4X7	-	3Ø WYE (4-Wire + Ground) 277/480V AC	-
7-Mode Panel Mount (4 Wire + Ground)	47347-007	-	3Ø WYE (4-Wire + Ground) 347/600V AC	-
7-Mode Modular Panel Mount (4 Wire + Ground)	-	52120-7C3	3Ø WYE (4-Wire + Ground) 120/208V AC	(3) 120-7M3 (1) 8120-GN
7-Mode Modular Panel Mount (4 Wire + Ground)	-	52277-7C3	3Ø WYE (4-Wire + Ground) 277/480V AC	(3) 220-7M3 (1) 8120-GN
<b>52000 Series</b>				
Single Phase, 2-Wire & Ground	52120-M1	-	120V AC	(1) 2120 (1) 8120-GN
Single Phase, 3-Wire & Ground (Home Automation Model)	-	52120-CM2	120/240V AC	(2) 2120 (1) 8120-GN
3Ø WYE, 4-Wire & Ground (Without Enclosure)	-	52120-CM3	120/208V AC	(3) 2120 (1) 8120-GN
3Ø WYE (International), 4-Wire & Ground	52220-IM3	-	220/380V AC	(3) 2220 (1) 8250-GN
3Ø Delta, 3-Wire & Ground	52240-DM3	-	240V AC	(3) 2240
3Ø WYE, 4-Wire & Ground	-	52277-CM3	277/480V AC	(3) 2277 (1) 8320-GN
3Ø WYE, 4-Wire & Ground	52347-M3	-	347/600V AC	(3) 2347 (1) 8385-GN
3Ø Delta, 3-Wire & Ground	52480-DM3	-	480V AC	(3) 2480
Split Phase Delta, 4-Wire & Ground	52412-DS3	-	120/240V AC	(2) 2120 (120V) and (1) 2412 (Hi-Leg)

## 47000 & 52000 Series - For Industrial & Commercial Environments

POWER QUALITY DEVICES – SURGE PROTECTION PANELS

CATALOG NO.	MCOV	UL 1449 (2nd Ed) IMPULSE 6kV/500A				MAX. SURGE CURRENT in KA (test w/ 8x20µs wave)			NOISE REJECTION
<b>47000 &amp; 52000 Series</b>									
		L-N	L-G	N-G	L-L	L-N + L-G = "per Phase"			
47120-007 47120-4x7	140V AC	330	400	330	600	200	200	400	-40 dB (@ 10K-10MHz)
47277-007 47277-4x7	320V AC	700	800	700	1500	200	200	400	-40 dB (@ 10K-10MHz)
47347-007	390V AC	1200	1300	1200	2200	200	200	400	-40 dB (@ 10K-10MHz)
52120-7C3	150V AC	400	500	400	800	100	100	200	20-40 (@ 5KHz-100MHz)
52277-7C3	320V AC	800	900	800	1500	100	100	200	20-40 (@ 5KHz-100MHz)
<b>52000 Series</b>									
CATALOG NO.	MCOV	L-N	L-G	N-G	L-L	L-N			NOISE REJECTION
52120-M1	150V AC	400	800	400	-	100			-20 to -40 dB (@ 5K-10MHz)
52120-CM2	150V AC	400	800	400	800	100			-20 to -40 dB (@ 5K-10MHz)
52120-CM3	150V AC	400	800	400	800	100			-20 to -40 dB (@ 5K-10MHz)
52220-IM3	250V AC	600	1200	600	1200	100			-20 to -40 dB (@ 5K-10MHz)
52240-DM3	L-L: 250V AC	-	-	-	600	100			-20 to -40 dB (@ 5K-10MHz)
52277-CM3	320V AC	800	1800	800	1800	100			-20 to -40 dB (@ 5K-10MHz)
52347-M3	420V AC L-L: 680V	900	-	-	900	100			-20 to -40 dB (@ 5K-10MHz)
52480-DM3	550V AC	-	-	-	1500	100			-20 to -40 dB (@ 5K-10MHz)
52412-DS3	L-L: 250V AC	400	800	400	800	100			-20 to -40 dB (@ 5K-10MHz)



47120-007, 47277-007, 47347-007

47120-4X7, 47277-4X7

52000 SERIES

Occupancy Sensor Series	ODS10-ID	ODS15-ID	ODS0D-ID	ODS0D-TD	OSSMT-MD	ODCOS-1LW ODCOS-12W ODCOS-17W	OSC04-IOW	OSC15-IOW	OSC20-U0W	OSC10-U0W	OSC05-U0W	OSC20-M0W
<b>SPECIFICATIONS</b>												
Technology	PIR				Multi-Tech	PIR	PIR		Ultrasonic			Multi-Tech
Mounting	Switch Box					Ceiling		Ceiling				
Coverage Sq. Ft.	2100	2100	2100	2100	1200	530	450	1500	2000	1000	500	2000
Pattern	180°	180°	180°	180°	180°	360°	360°	360°	360°	360°	180°	360°
Mounting Height	4'	4'	4'	4'	4'	8' - 15'	8' - 15'		8' - 10'			8' - 10'
Adjustment	Self-Adjusting					Manual	Self-Adjusting, Self-Calibrating					
Time Delay	30s - 20m				30s - 30m	20s - 15m	30 Seconds to 30 Minutes, 6 Second Test Mode					
Voltage	120/277VAC					120-220-277	Utilizes 24VDC Power Packs and Add-A-Relays					
Wattage/VA	1200/2700	1800/4000	800/2700	800/2700	800/2700	1000/2700	Unlimited Through Use of Power Packs and Add-A-Relays					
Power Pack	External Power Pack Not Required						24VDC Required					
Photocell	Internal						Internal Photocell 20-3000 Lux Adjustable					
HVAC Relay	Not Applicable						Use -RDO or -R30 Relay with 0.5A 125VAC 1.0A30VDC Relay					
Environmental Operating Temperature/Humidity	-32° F to 104° F / 0 to 95% Non-Condensing, Indoor Use Only						-32° F to 104° F / 0 to 95% Non-Condensing, Indoor Use Only					
Standards	UL/CSA, California Title 24, ASHRAE 90.1						cULus Listed, ANCE, NOM 057, CA Title 24 and ASHRAE 90.1					
Warranty	5-Year Limited						5-Year Limited					
Feature	S-P	S-P	Dual-Circuit	Dual-Circuit	S-P	Self-Contained	S-P	S-P	Dual-Circuit	Dual-Circuit	S-P	Self-Contained
<b>APPLICATIONS</b>												
Cafeteria									C	C	C	A
Closet Utility						A	B					
Computer Room	B	B							B	B	B	A
Conference Room	B	B	B		A		B	B	A	A	A	B
Copy Room	C	C					B	B				
File Room									C	C	C	A
Hallway								C	C	C		
Loading Dock												
Office Executive	B	A	A	A	A				B	B	B	B
Office Open												C
Office Private	B	A	A	A	A							B
Office Small	B	A	A	A		A	B					
Office w/Cubicles									B	B	B	A
Open Area								B	A	A	A	B
Outdoor Grounds												
Refrigerated Storage												
Restroom Non-Partitioned	B	A	C	C	B	A	B		A	A	A	C
Restroom Partitioned	C	C	C	C	B				A	A	A	B
Security												
Stairwell												
Storage Room	B	A			B	A	B	B	C	C	C	C
Vending Room	C	C	C	C		B	B					
Warehouse Aisles												
Warehouse Open								C	C	C	C	C
Work Space General								A	C	C	C	B

Power packs and add-a-relays available.

Rating Key: A = Best sensor for application, B = Better sensor for application, C = Good sensor for application


\*\* 1:1 Ratio (40' Mounting height equals a 40' diameter.)

Occupancy Sensor Series	OSC10-M0W	OSC05-M0W	OSW12-M0W	OSWWV-I0W	OSWHB-I0W	OSWLR-I0W	OSFHB-ITW	PS200-10 PS200-1F	PS110-10 PS110-1F
<b>SPECIFICATIONS</b>									
Technology	Multi-Technology			PIR Passive Infrared				PIR Passive Infrared	
Mounting	Ceiling		Wall, Corner, or Ceiling				Fixture	Outdoor Sensor	
Coverage Sq. Ft.	1000	500	1200	2500	55x7	100x14	1500**	4000	2500
Pattern	360°	180°	110°	110°	8°	27°	360°	200°	110°
Mounting Height	8' - 15'		8' - 15'	10' - 40'	8' - 15'	Up to 40'	8' - 16'		
Adjustment	Self-Adjusting, Self-Calibrating						Manual		
Time Delay	30 Seconds to 30 Minutes, 6 Second Test Mode						20s-15m		
Voltage	Utilizes 24VDC Power Packs and Add-A-Relays						120/277/347	120VAC	
Wattage/VA	Unlimited through use of Power Packs and Add-A-Relays						800/1200/1500VA	1000W/500VA	
Power Pack	24VDC Required						Line Voltage		
Photocell	Internal Photocell 20-3000 Lux Adjustable						Internal		
HVAC Relay	Use -RD0 or -R30 Relay with 0.5A 125VAC 1.0A 30VDC Relay						N/A		
Environmental Operating Temp. / Humidity	-32° F to 104° F / 0 to 95% Non-Condensing, Indoor Use Only						-14°F to 160°F 20 to 95% Non-Condensing	-4°F to 131°F 20 to 95% Non-Condensing	
Standards	cULus Listed, ANCE, NOM 057, CA Title 24 and ASHRAE 90.1						UL/CSA ASHRAE 90.1		
Warranty	5-Year Limited						5-Year		
Feature				Wide View	High Bay	Long Range	High Bay	Avail. w/ Dual Floodlight Lampholder	
<b>APPLICATIONS</b>									
Cafeteria	A	A	A	B	B	C			
Closet Utility									
Computer Room	A	A	C						
Conference Room	B	B	B	B					
Copy Room				C					
File Room	A	A	B						
Hallway					B	A			
Loading Dock					B	B			
Office Executive	B	B	A						B
Office Open	C	C	A	A		C			
Office Private	B	B	A						
Office Small									
Office w/Cubicles	A	A	A						
Open Area	B	B	A	A					
Outdoor Grounds								A	A
Refrigerated Storage								A	A
Restroom Non-Partitioned	C	C							
Restroom Partitioned	B	B	C						
Security								A	A
Stairwell			A	B	A				
Storage Room	C	C	B		B	B	B		
Vending Room						B			
Warehouse Aisles					A	A	A		
Warehouse Open	C	C	A	A	A	A	A		
Work Space General	B	B	A	A	A	A	A		

Power packs and add-a-relays available.

Rating Key: A = Best sensor for application, B = Better sensor for application, C = Good sensor for application

\*\* 1:1 Ratio (40' Mounting height equals a 40' diameter.)



## Leviton Safety Seminars

Learn to recognize potential safety hazards **BEFORE** they become pitfalls!

Request an On-site Safety Learning Lab Seminar.

**Learn about:**

- Arc Flash and PPE
  - OR -
- GFCI Cordsets, Temporary Power Boxes, and Open Neutral Protection



## Save Money with a Dollars & Sensors® Energy Savings Audit

Identify your energy savings potential with occupancy sensors.

Leviton's software helps you determine which occupancy sensors should go where in your facility, calculates your potential energy savings, and produces a dollars and cents snapshot of your energy savings and installation ROI.

**Schedule a Safety Seminar or Energy Conservation Audit Today!**

Email: [industrial@leviton.com](mailto:industrial@leviton.com) or

Call: 1-800-345-8903

**...WHAT'S NEW...WHAT'S NEW...WHAT'S NEW...WHAT'S NEW...WHAT'S NEW...**



## Lev-Lok™ Modular Receptacle System Designed with the Busy Contractor in Mind

- Consists of wiring module (locking connector and leads) and rugged duplex receptacle with solid brass locking connection pins
- Lock and latch wiring module simplifies large wiring device jobs while delivering the most secure connection
- Streamlines installation process and reduces installation costs

*Simple... Easy... Secure...*



## Industrial Grade Switches For Harsh Processing Environments or High Traffic Areas

- PowerSwitch® Manual Motor Starting Switches for the most demanding manufacturing environments
- PowerSwitch® Enclosed Safety Disconnect Switches provide the utmost in protection, durability, performance and standards compliance
- LevSpec® Industrial Grade AC Toggle Switches feature a full line of maintained, momentary and key-locking versions for a wide range of applications

## LOCKING DEVICES & WIRE MANAGEMENT

### 1. Locking Plugs & Connectors – Black & White™

- 15, 20 & 30 Amp
- 125V thru 600V
- 2-P 3-W thru 4-P 5-W
- 40 NEMA Configurations
- 19 Non-NEMA Configurations
- UL/Fed.Spec./CSA/NOM
- Solid Brass Blades (Locking Plugs)
- One-Piece Brass Contacts (Locking Connectors)
- Nylon Construction



### 2. V-0-MAX™ Locking Receptacles

- 15, 20 & 30 Amp
- 125V thru 600V
- 2-P 3-W thru 4-P 5-W
- 40 NEMA Configurations
- 19 Non-NEMA Configurations
- UL/Fed.Spec./CSA/NOM
- UL V-0 Flammability Rating
- Color-Coding Indicates Voltage Ratings



### 3. Flanged Inlets/Outlets

- 15, 20 & 30 Amp
- 125V thru 600V
- 2-P 3-W thru 4-P 5-W
- 40 NEMA Configurations
- 14 Non-NEMA Configurations
- UL/Fed.Spec./CSA/NOM
- Positive Crimp Lock Wire Clamps
- Nylon Construction



### 4. miniLOCK™ Midget Devices

- 15 Amp
- 125V thru 250V
- 2-P 3-W thru 3-P 3-W
- 3 NEMA Configurations
- UL/Fed.Spec./CSA/NOM
- Nylon Construction
- Plugs, Connectors, Receptacles & Inlets



### 5. Wire Mesh Grips

- Pulling, Support, & Strain Relief
- Single & Double Eyes
- Flexible, Offset & Rotating Eyes
- Closed, Split Lace, or Split Rod Mesh
- Liquid Tight, Wide Range, Deluxe Grips



## WATERTIGHT DEVICES

### 1. Wetguard® Watertight Devices

- 15, 20 and 30 Amp
- 125V thru 600V
- 2-P 3-W thru 4-P 5-W
- 22 NEMA Configurations
- 4 Non-NEMA Configurations
- UL/Fed. Spec./CSA/NOM
- EPT Construction
- All Configs Available in High-Visibility Yellow
- Selected Configurations Available in Black



### 2. Wetguard Watertight Accessories

- Watertight Flip Lids with Lockout/Tagout
  - High Visibility Yellow & Black
  - SS Hinge & Screws
- Flexible, Watertight Plug Caps
- Reinforced Thermoplastic FD Boxes: 1/2", 3/4", & 1" Knockouts



### 3. IEC 309 Pin & Sleeve

- 20 to 100 Amp, IP67 Watertight
  - Plugs & Connectors
  - Receptacles & Inlets
- 20 to 100 Amp Switches
  - Mechanical Interlock
  - Non-Fused & Fused
- Valox® PBT Back Boxes
- Replacement Components
- UL/CSA



## SINGLE POLE / SINGLE PIN DEVICES

### 1. 15 Series – Taper Nose

- Up to 125 Amp, 600V
- Insulator – Shatterproof and Crack Proof
- Slit and Cam Male Contact Design – Compensates for Wear
- Color-Coded Insulators for Easy Phase Identification
- UL Listed (Set Screw Version Only)



### 2. 16 & 18 Series – Taper Nose and Ball Nose

- Up to 400 Amp, 600 V
- Insulator – Shatterproof and Crack Proof
- Slit and Cam Male Contact Design – Compensates for Wear
- Color-Coded Insulators for Easy Phase Identification
- UL Listed and CSA Certified (Double Set Screw Version Only)



## INDUSTRIAL GRADE SWITCHES

### 1. Heavy Duty AC Control with Toggle Actuator

- 15, 20 & 30 Amp
- 120/277V AC
- SP, DP 3-Way, 4-Way
- UL/Fed. Spec./CSA
- Single-Piece Integrated Grounding System
- Back or Side Wired Grounding Terminal



### 2. Key Lock AC Control with Key Lock Actuator

- 20 Amp
- 120/277V AC
- SP, DP 3-Way, 4-Way
- Key Removable in ON or OFF Positions
- UL/CSA/NOM
- Performs to Fed. Spec. Standards



### 3. Motor Starter Switches - AC Control for Single-Phase or Three-Phase Motor Loads

- 30, 40 & 60 Amp
- 120V AC thru 600V AC
- Max HP Rating: 20HP 600V AC
- Available as Open Switch or with NEMA/Type 1 or 3R Enclosure
- cUL/NOM



### 3. Safety Disconnect Switches AC Control For Horsepower Rated Motor Loads

- 30, 60 & 100 Amp
- Heavy Duty 600V AC
- Max HP Rating: 50HP 600V AC
- Fused and Non-Fused
- Dust-tight and Watertight
- IP67, IP65, NEMA 3R, 4X, 12K



## ENERGY CONSERVATION & COMMUNICATIONS DEVICES

### 1. Occupancy Sensor AC Control with Automatic Switching

- Incandescent, Low Voltage, Motor Loads
- Fluorescent (Magnetic or Electronic Ballast)
- 120/277V AC • SP, 3-Way
- UL/CSA/NOM
- Decora® Style Wall Switch Design
- Ceiling Mount & High Bay Available
- Available with Title 24 Compliance
- Ultrasonic, PIR, or Multi-Tech




### 2. Communication Modules 3803 Series

- Hard Wired • CE Approved
- 2 Options for Ground Connection
- For Use on Allen Bradley & 4-20 ma
- Protects Programmable Logic Devices from Surges in Harsh Electromagnetic or Geographic Areas



### 3. DuraPort™ Industrial Connectivity

- IP67 Watertight Seal
- Outlets, Wallplates, & Patch Cords
- Compatible with QuickPort jacks including 5e+ & 6+
- Captive Dust Cap Protects Unused Ports
- SS Gasketed Watertight Wallplate



## STRAIGHT BLADE DEVICES

### 1. Power Indication Receptacles

- 15-20 Amp Configurations
- 100,000 Hr. Power Status Indicator
- Nickel-Plated Brass Strap with Integral Ground Contacts
- Back & Side Wired Termination
- Hospital Grade with Permanent "Green Dot" Lens



### 2. Surge Protection Receptacles

- 15-20 Amp Duplex, Single and 4-in-1 Configurations
- UL Listed to 1449 and 498 Standards
- Decora® Style Nylon Face
- Surge with IG Versions
- Protection Indicator Light & Audible Damage Alarm



### 3. SmartLockPRO® GFCI

- 15-20 Amp Configurations
- Back & Side Wired
- LED Status Indicator
- Meets New UL GFCI Requirements, Effective 2006
- Prevents Reset If Protective Function Is Compromised
- Prevents Reset in Case of Line Load Reverse Wiring



### 4. DIN Rail Mounted Receptacles

- Surge Protection
- Standard Industrial Grade
- Hospital Grade
- GFCI Receptacle
- 15A, 120V
- Straight Blade
- Duplex Receptacle



### 5. Python® Industrial/OEM/ Commercial Connections

- Nylon Single-Piece Body
- 15-20 Amp Straight & Angle Versions
- Removable Wide Range Cord Inset
- Enclosed Wiring Module
- Triple-Combo Screws



### 6. Black & White™ Power Indication Industrial Connections

- Green Light Glows When Energized
- 125V, 250V, & 277V
- 15, 20, 30 Amp Plugs & Connectors
- Super Tough Nylon Body
- Triple-Combo Screws
- Catalog & NEMA Numbers Printed on Cord Clamp



Valox® is a registered trademark of General Electric. Note: Features and specifications subject to change.



**Leviton Manufacturing Co., Inc.**

59-25 Little Neck Parkway, Little Neck, NY 11362-2591

Telephone: 1-800-323-8920 FAX: 1-800-832-9538

Tech Line (8:30AM-7:30PM E.S.T. Monday-Friday): 1-800-824-3005

**Leviton Manufacturing of Canada, Ltd.**

165 Hymus Boulevard, Pointe Claire, Quebec H9R 1E9

Telephone: 1-800-469-7890 FAX: 1-800-563-1853

**Leviton S. de R.L. de C.V.**

Lago Tana 43, Mexico DF, Mexico CP 11290

Telephone: (+52) 55-5082-1040 • [www.leviton.com.mx](http://www.leviton.com.mx)

**Visit us on the web at: [www.leviton.com/industrial](http://www.leviton.com/industrial) email: [industrial@leviton.com](mailto:industrial@leviton.com)**

©Copyright 2007 Leviton Manufacturing Co., Inc. All rights reserved.  
Note: Features and specifications subject to change.

job# LI-CI-0907-018

